

**SHELBY COUNTY IS OUR HOME
EVEN IF WE DON'T HAVE ONE**



Illustration by Tyler Arnold

**21 participants
Survey of Homeless[‡] Residents**

Residents' self-reported data

[‡] *Homeless includes those sleeping rough on the streets/land, those sleeping in abandoned buildings or cars, the precariously sheltered, and those who are couch surfing. BHJE can make no claim that those interviewed are representative of all homeless persons in the area.*

Survey conducted September 2021

Michael Daniels, Behavioral Health & Justice Equity (BHJE) Director

Bradley Phelps, Lived Experience representative

BHJE Committee on Residents' Behavioral Health & Safety

BASIC DEMOGRAPHICS




19 White, 2 Hispanic
 14 Male, 6 Female, 1 Non-binary
 1 LGBTQ, 0 transgender
 Age range 20-54, average 38
 4 have children in their custody

COUNTY OF RESIDENCY AT TIME OF HOMELESSNESS


<p>Original map copyright 2005 digital-topo-maps.com</p>	
Shelby	19
Bartholomew	1
Out of State	1

Shelbyville does not have a significant number of non-local homeless residents.

FREQUENCY & LENGTH OF HOMELESSNESS



	
First time / Repeat homelessness	11 / 8
Length of Homelessness	
Less than 1 month	3
1-3 months	6
4-6 months	4
7-12 months	3
> 1 year	4

USE OF HOMELESS SHELTER, IF AVAILABLE

	
Yes, would use a shelter	14
Yes, but only if I can be with my partner/family	3
Yes, but only if I can be with my pet(s)	1
No, would not use a shelter	3

Homeless residents would use shelter if available, especially if it were family/pet friendly.

TYPE OF RESIDENCE AT TIME OF HOMELESSNESS

	
Owned a home	1
Rented a home	9
Lived friends or family	6
Jail or prison	2


Nearly half of local homeless residents came to be homeless directly from renting a home or apartment. About a quarter couch-surfed first and then became homeless. Only about 10% incarceration as their immediately-preceding housing.

PERCEIVED CAUSE OF HOMELESSNESS

Money issues	17
Relationship issues	7
Mental health issues	5
Substance use issues	6
Physical health issues	2
Incarceration	8
Don't know the cause	3

Lack of finances is cited as the leading cause of homelessness, followed by incarceration, relationship issues, and behavioral health issues.

MENTAL HEALTH CONDITIONS


	
Anxiety	10
*Bipolar Disorder	5
Depression	9
*Dissociative Disorders	2
Eating Disorders	2
Obsessive Compulsive	1
*Paranoia	4
*Post Traumatic Stress	4
*Psychosis	2
*Schizophrenia	4
Did Not Answer	9

* Indicates a condition that would be classified as Severe or Persistent Mental Illness (SPMI).

IMPULSE CONTROL DISORDERS

Gambling addiction	2
Sex addiction	2

ADDICTION INFORMATION & DRUGS OF CHOICE

	
Marijuana	10
Alcohol	7
*Cocaine	2
Benzodiazepines	2
*Heroin	4
*Other Opioids	2
*Methamphetamine	12
Other	2
Did Not Answer	3

* Indicates a substance for which diversion and treatment dollars exist under the Cures Act.

⊕ Men are significantly less likely to answer questions related to drug abuse than are women.


Methamphetamine continues to be the most frequently abused drug, followed by alcohol. Treatment options including crisis care, detox, inpatient, and intensive outpatient services should be available at the time a resident seeks assistance.

DESIRED HOUSING

	
Affordable rental home/apartment	15
Sober housing	4
Group/recovery housing	1
Not interested in housing	1

The vast majority of homeless residents would prefer an affordable rental property to any other type of housing option.

EMPLOYMENT STATUS

	
Employed	8
Not employed	13

Nearly 40% of homeless residents are currently employed.
